

PERSONALITY CHARACTERIZATION ON THE BASIS OF SIGNATURE**Vipin Yadav**

S.G.T. University, Gurugram Haryana, India

Priyanka Dixit

Babu Banarasi Das University, Lucknow (U.P.), India

Abstract: It is unlikely to find research explicitly contesting the relationship between signature and personality characteristics in relevant literature. The overarching goal of current research is to bolster the conclusions that clearly demonstrate the association between signature and personality characteristics. The available research hasn't yet been able to provide convincing evidence to support the claim that personality qualities may be read into a signature, though. As a result, this area of study continues to be researched. The goal of this paper is to add scientific value to the current research and explore if personality test results and the fractal dimensions of signatures are related. The directors whose everyday business procedures include the signature the most were the subjects of the study. There is no association, according to the research.

Keywords: Initial Signature, Partial signature, personality characteristics, test results.

Introduction

The study and art of assessing a person's personality through his handwriting is known as graphology [11]. It helps you become aware of your issues, the causes behind them, and how to change. Each letter's arrangement reveals something about the writer's traits and personality, either good or bad. A professional graphologist can read someone's character by analysing the strokes of a letter. This information may be used to learn more about you, determine whether you and another person would make a good match as a lover or coworker, and much more. The same region of the brain that controls personality also controls handwriting.

Your handwriting can have up to 40 distinct components that are tested, evaluated, compared, and finally each sign is decoded as a personality trait [2]. Every handwriting is as distinct as a fingerprint since no two handwritings are the same, just as no two persons are the same [12]. The psychological signature of an individual may be seen in their handwriting.

(Karoahs, 2005) defines graphology as the examination of handwriting to ascertain a person's personality via the study of the strokes or patterns of his or her handwriting. Our handwriting reflects the thoughts that have been running through our subconscious minds. Our subconscious mind makes up 90% of who we are, compared to 10% of our conscious mind. The subconscious is made up of beliefs, feelings, routines, morals, defensive responses, long-term memory, imagination, and intuition. The conscious mind, however, is more concerned with willpower, long-term memory, logical thought, and critical thought. What we do on a daily basis is influenced by our minds and personalities [3].

Since 1622, when the first known book on graphology was published, graphotherapy analysis has been practised. It was authored by Italian physician and philosopher Camillo Baldo. It is also said that a person's intentions to engage in abnormal conduct are influenced by their social and economic standing, surroundings, psychological and mental health, and cognitive development. To categorise and describe abnormal behaviour, several biological, psychological, and social ideas and concepts have been utilised as the main categories (Fisher et al, 2012 and Fogarolo, 2015)

Key Features:

- It is a way to understand your subconscious mind and explore your real personality.
- It resembles a mental snapshot of the ideas that go through your head.
- Its foundation is the idea that each person's handwriting is as distinctive as their fingerprints.
- It is the unbiased study of strokes and patterns present in your handwriting.
- It is a cost-effective, fast, and accurate technique.
- It is a step towards self-discovery.

Your handwriting is examined by a skilled graphologist who compiles a report based on all the characteristics and strokes in it. You receive thorough therapy by having the appropriate adjustments made to the handwriting strokes you now use. The term for it is graphotherapy.

Your personality may be read a lot into your handwriting. Only a small portion of the many personality traits that your handwriting sample might indicate are included below [5].

- Characteristics, both physical and emotional
- Possibilities Strengths
- Likes\Dislikes
- Confidence level The extent to which an occurrence has an effect on your thoughts
- attributes of leadership
- Organizing and planning skills
- Availability of thought

Financial management expertise It offers hints as to why a person behaves the way he does, which makes it an excellent approach to assess a person's genuine nature. It gives insight into why someone behaves in certain ways, making it a useful tool for determining a person's genuine nature [5].

- Strengths
- Characteristics, both emotional and physical
- Weaknesses
- Likes
- Dislikes
- Conviction level
- The extent to which a situation has affected your thoughts
- features of leadership
- the capacity to arrange and plan
- Level of concentration

Financial management skills It offers hints as to why a person behaves the way he does, which makes it an excellent approach to assess a person's genuine nature.

What does your signature say about you?

Let's examine a few prevalent signature types and how a graphologist may understand them:

- An effective last flip or line demonstrates your initiative, drive, and resolve.
- You are extremely autonomous and self-assured if you utilise your nickname.
- Your signature's lack of a dot suggests that you are not the type of person to focus on minor details and prefer to consider the larger picture.
- Although you have a propensity toward arrogance, your use of large capital letters demonstrates that you have a strong feeling of self-worth.
- You convey a laid-back approach to business when you sign out with just your first name.
- Unexpectedly, illegible letters show that you have strong mental flexibility and a fast thinking.
- Ascending text demonstrates your creativity, ambition, and willingness to view the future favourably.
- If you like a very little signature, this suggests that you could be frugal and narcissistic. On a job application, this does not make a great first impression! [10].

Your signature's Graphology

UNDERLINE ONLY BELOW THE SIGN!

They have terrific personalities and exude a lot of confidence. They are rather self-centered but support "Happiness of Human Life." [3].

2 DOTS UNDER THE SIGN

These people, who are regarded as romantic, may simply change their fiancées as if they were changing their clothing. They strive to seem attractive and prefer beauty in others. They appeal to people quite easily [3].

ONE DOT UNDER THE SIGN!

These people are cold, straightforward, and more oriented toward classical arts. They will no longer have any confidence in you if you lose it with them. So it's best to constantly exercise caution while dealing with such individuals [3].

ZERO DOTS OR UNDERLINES BELOW THE SIGN

These people live their lives to the fullest without considering the opinions of others. Although thought to be kind, these can exhibit selfishness [3].

NO SIMILARITY BETWEEN NAME AND SIGN; RANDOM SIGN!

These people attempt to appear highly intelligent, but they actually hide everything, never speak plainly, and never pay attention to what the other person is saying [3].

SIMILARITY BETWEEN NAME & SIGN, RANDOM SIGN!

Although they never think, these people are thought to be brilliant. These people's opinions and

thoughts shift as quickly as the wind's direction of flow. They never consider if a given action is correct or incorrect. Simply complimenting them will help you win them over [3].

PRINTED LETTERS WITH SIGN IN

These people are extremely friendly to us, have wonderful hearts, are unselfish, and are willing to give their lives to protect those close to them. However, they appear to be thinking a lot and might snap at any moment [3].

WRITE FULL NAME AS THEIR SIGN IN SCRIPT

These people are extremely caring, able to adapt to any situation, and able to connect with anyone. These people have a strong sense of self-will and have strong opinions [3].

Writing by hand has three zones.

1. An upper zone
2. A middle zone
3. A lower zone

An 'o' with a broad top denotes a talker who can't keep a secret; a 't' with a high cross bar (in the upper zone) symbolises leadership and intelligence! Each zone is examined for specific traits.

The letter A. a.

Letters	formation 1	formation 2	formation 3
	a → well formed	twisted formation @ae	a → simple formation
b - upper zone - middle zone	f high upper loop	B wider lower loop	b printed formation
	c well formed	C easy hand stroke	
	d greater upper loop	d - short stem	

Figure 1: Shows letter formation of different alphabets (A, B, C, D)

The writer has high communication abilities if the letter "a" is well shaped and readable.

The more intricately curled, twisted, and knotted the letter "a" is, the more subtly the writer communicates with other people.

The letter B.b.

The alphabet's first letter with two zones is this one. There are two zones: an upper zone and a middle

zone. According to the format of this letter seen in school textbooks, the top loop should be nearly twice as tall as the convex middle zone. The writer is more idealistic when the upper loop is higher. The writer can explain their ideas clearly when the top loop is too wide. One reads the centre zone for credulity. The writer is better equipped to employ imagination and originality when the letter "b" is closer to written construction.

The letter C.c.

A properly constructed "c" demonstrates the writer's communication skills. It also suggests that any relationship with this writer would include a good amount of giving and taking.

The letter D.d.

The height and size of the loop on the letter "d stem"s are the main things to be examined. Whether or whether the 'd' is looped, an idealist is indicated if the stem is two times taller than the bottom zone. The writer will be more unsure of themselves the shorter the 'd' stem.

The letter E.e.

	e closed formation	e open letter	
middle f - upper - lower	f high upper loop high lower loop	f lower upper loop lower low loop	
middle zone g lower zone	g straight line	g incomplete formation	g curly stroke
h upper zone middle zone	h high upper loop curvy hump	h no loop	h sharp hump
no dot i	i circular dot	i dot flies	i open dot
no dot j	j dot flies	j circular dot	j open dot

Figure 2 : Shows letter formation of different alphabets (E, F, G, H, I, J)

The closed form of the letter "e" denotes secrecy.

If the form is open, it demonstrates the writer's openness to dialogue.

The letter F.f.

This is the first letter in the alphabet to cover the top, center, and bottom zones.

The top loop of the letter "f" is employed for articulation, communication, and idealism. The lower loop demonstrates the author's bodily motivation.

The letter G. g.

The letter "G" has two zones as well. Both the lower and middle zones are used for writing. The writer is autonomous and self-assured if the lower zone is created by a straight downward line.

The letter H.h.

The letter "h" belongs to the upper and middle zones. A high, broad upper loop denotes the writer's enjoyment of conversation. Sharpness in the 'h' hump denotes attentiveness and critical thinking.

The letter I.i

Absence of a dot on a I indicates forgetfulness. The dot that soars far over the letter I demonstrates creativity. When the dot on the letter I is shaped like a circle, it exhibits creative flair. The open dot, on the other hand, typically denotes a sign of affectation and pretence if the remainder of the text does not demonstrate creative inclinations.

The letter J.j.

Regarding the dot above it, the letter "j" can be interpreted similarly to the letter "i." The writer is forgetful if the dot is absent.

The letter K.k.

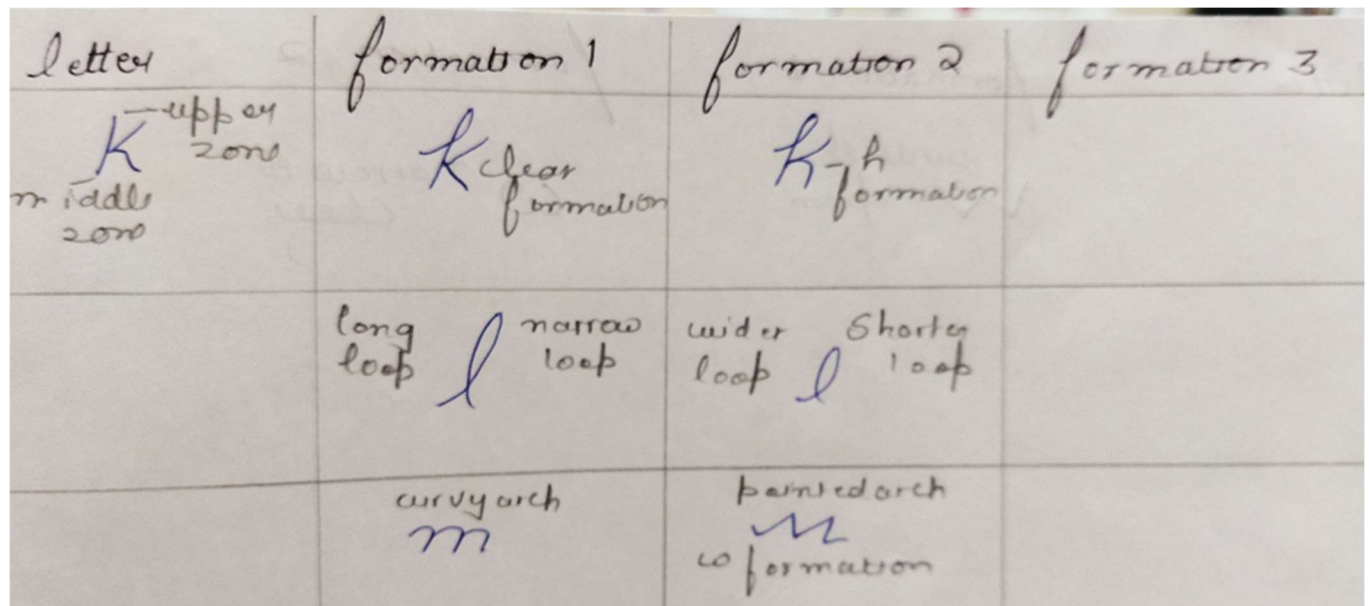


Figure 3: Shows different letter formation of different alphabets (K, L, M)

One of the alphabet's trickiest letters is the letter "k." Combining with a middle zone creation is the upper loop. Only attentive authors who care about clarity will correctly construct the letter "k." If the listener does not immediately grasp the writer, the writer with the 'k' that resembles a 'h' tends to become irritated.

The letter L.l

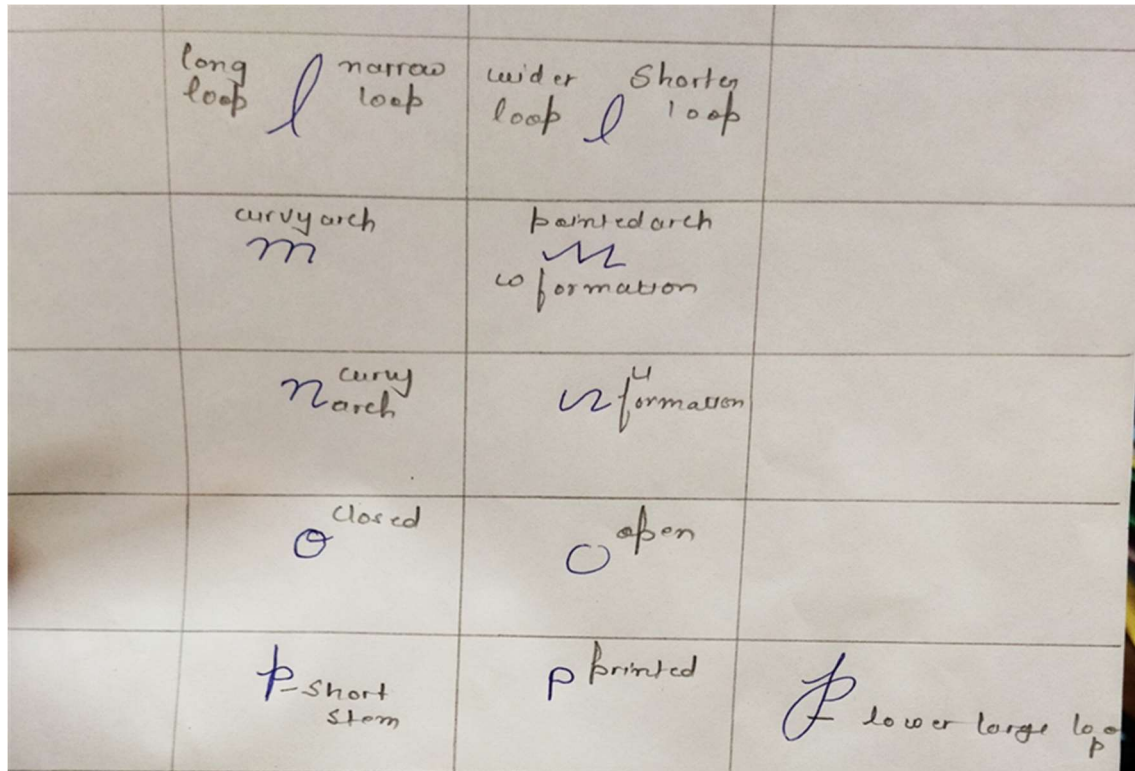


Figure 4: Show different letter formation of different alphabets (L, M, N, O, P)

This is one of the alphabet's less complicated letters. A high, narrow loop indicates an idealist writer. The writer is an effective communicator when the loop is wide and circular.

The letters M.m. N.n.

When the tops of the 'm' or 'n' are pointy and they resemble a 'u' or 'w', it denotes drive, intellect, and awareness. Additionally, these authors occasionally have a gruff demeanour.

The letter O.o.

An honest individual is symbolised by the closed, well-formed letter "o". The letter "o" with its tops open denotes a talkative and amiable individual.

The letter P.p.

A writer who does not yield easily will have a letter with a very short stem beginning with the letter "p."

The written "p" denotes intelligence. The very big loop at the bottom of the letter "p" denotes a writer who appreciates engaging in physical activities and pleasures.

The letter Q.q.




Figure 5: Shows different letter formation of different alphabets (Q,R,T,U,V)

This letter has two zones. An intelligent upper loop is one that is straight. A lower loop that has been looped indicates movement.

The letter R.r.

The letter "r" with no points demonstrates the writer's lack of interest in issues that do not directly affect them. A laid-back individual who is not very perceptive is represented by the rounded 'r'. The angular letter "r" symbolises a person with a keen mind and keen observation.

The letter S.s.

Those who write with their "s" closed tightly are secretive. An 's' with a sharp tip denotes strong communication, awareness, and a financial bent.

The letter T.t.

Given the variety of ways the stem and cross bar can be written, the letter "t" is particularly instructive for graphologists. The writer has a great sense of responsibility, as seen by the star-shaped "t." The crossbar's upward tilt demonstrates the writer's desire. An indicator of leadership potential and intellect is a high cross bar rising away from the stem to the right.

The letters U.u V.v.

These letters demonstrate the author's communication skills. If they are open and well-formed, the writer will be outgoing and gregarious.


The letter W.w.

Figure 6: Show different letter formation of alphabet W.

Wide and open writing of the letter "w" denotes an open personality.

The letter X.x.

When the letter "x" is printed, it demonstrates the writer's mental maturity. When the letter "x" has a reverse cross stroke travelling to the left, it means the writer is still angry over something that happened in the past.

The letter Y.y

The bottom loop of the letter "y" represents the writer's position in space. Materialism is indicated by a long, thin bottom loop. Independence is shown with a 'y' made with simply a straight downward line and no loops.

The letter Z.z

A 'y' shaped 'z' reveals the writer's combative nature. A connection to the mother is indicated if the letter is fashioned like a "3" with the endstroke extending to the left [9].

This is only a basic explanation of what each letter means. A graphologist with certification can interpret much more.

The graphologist can get a greater sense of your personality from your signature than they could from any character description. However, your signature doesn't exist alone. Without your handwriting, it doesn't mean anything. In school, you learned the entire alphabet as well as about margins and spacing.

An alphabet shape chart is present in every first-grade classroom. You likely received ruled paper at first, which had the margins pre-marked, or you were trained to start writing at a specific distance from the page's edge.

Your signature is absolutely unrelated to this. Nobody chose your signature for you, nor did they teach you how to sign your name. You experimented a lot and doodled a lot before coming up with your own signature [1].

As time goes on, your signature evolves significantly. Even if the majority of your signature doesn't change, you never sign your name the same way twice in the same amount of time. The court may

find that a forgery has been committed if a lawyer can demonstrate in court that two signatures are precisely the same.

In today's society, your signature is recognised as your official seal. A check becomes money when you sign it, turning it from a piece of paper.

A judge's signature has the power to sentence someone to life in prison, a governor's signature can save a prisoner from the electric chair, and a psychiatrist's signature may decide whether a patient will be institutionalised or allowed to live in society. Only when they are signed do contracts go into effect.

A few scrawled messages might result in the transfer of billions of dollars. Consider what would happen if there were no signatures in the world: civilization as we know it would vanish. It is hardly unexpected that graphologists have a lot of actual or possible forgeries on their hands [6].

Your signature mostly represents the authentic you—your ego and inner self. A signature has one or more of the following three components:

- 1. First Name**
- 2. Last Name**
- 3. Additions**

The genuine you—your ego and inner self—is mostly represented by your signature. A signature includes one or more of the three things listed below:

If you emphasise your initial name in your signature, it may be a way for you to stand out or to demonstrate your abilities. This might also mean that the author doesn't rely on his family and wants to stand on his own two feet. It may be a sign of egotism and narcissism, or even self-love, if the first name is exaggerated to the point where it is larger than the writer's last name and/or the written content. If a writer places a lot of emphasis on his family name, this might represent his reliance on his family (Upon his family or immediate environment) [8].

You may occasionally see a signature that is exactly like the writer's handwriting, with the first name and last name written in a way that they have the same traits as the rest of the handwriting sample. You may typically infer that the writer is content with himself in such a situation. He is real and stable, doesn't try to be anything he isn't, and doesn't want to draw attention to himself. To determine whether these attributes match the handwriting's traits, you must first look at the handwriting itself before concluding your research.

Additions - On sometimes, you will come across a signature that is simply made up of additions, i.e., something that was originally a signature or a few letters from the entire name but changed through time to become a scribble. The period is the most straightforward addition to a signature. The period that usually marks the end of a signature denotes its finish. When a period is used after a signature, it may be a hint that the signer is subconsciously concerned that something may be added to the signature or that someone might try to counterfeit it. This additional detail acts as a form of signature protection.

You should use a magnifying glass to look closely at this period's shape. You must decide if it is solid and steady or resembles a comma; whether this is an effort to temper the writer's zeal or a reasonable, logical halt. If the point looks a lot like a comma, it was probably made quickly (the greater the resemblance to a comma, the higher the speed). If it has a round shape, it was more carefully considered and has a different significance. Slow writing typically results in a static point that denotes balanced judgement and a sense of completion. It could also imply suspicion and an effort to maintain a safe distance. Speed and the desire to halt at a certain location lead to the nearly unconscious creation of a light point that maintains momentum.

The difference between the signature and the text and the location of the signature are both important for your analysis.

While the writer's handwriting reveals his or her innermost thoughts, the signature conveys the writer's aspirations and desired persona. On occasion, the writer's background, goals, and expectations might be inferred from the signature.

When examining signatures, you must depend more on instinct. There are many regulations, but only intuition can provide the whole picture [13].

Conclusion:

The study of assessing a person's personality by his handwriting is known as graphology. However, it also has restrictions, or what it cannot do. It's just as vital to understand what a research cannot achieve as what it can.

Therefore, you can use it more precisely if you are aware of its restrictions.

A handwriting sample cannot reveal [4]:

Limitation 1: Age of a Person

Graphology examines ideas that come from the mind, not the age of a person, and shows the level of mental development. Therefore, we can have an adult who lacks maturity as well as a mature adolescent.

Limitation 2: Sex of a Person

A person's sex cannot be determined by studying his handwriting because both sexes might exhibit identical characteristics.

Limitation 3: Right or Left Handed

Handwriting conveys ideas that are in the mind and is independent of the writing instrument and media. It doesn't matter if the person is left- or right-handed; the brain is the same source. As a result, it is hard to tell which hand a person used to write.

Limitation 4: Nationality Of A Person

Some nations have a distinctive writing style, but it can only give a person's origins away. The same handwriting style may also be learned and used by anyone in the globe. Therefore, graphology cannot identify a person's country.

Limitation 5: Future of A Person

Graphology and astrology are two distinct disciplines that must not be mixed up.

Limitation 6: Caste, Creed, and Religion

Graphology cannot reveal a person's caste, religion, or visible characteristics like skin tone, eye shape, or hair colour.

References:

1. Herkt, A., 1986. Signature Disguise or Signature Forgery?. *Journal of the Forensic Science Society*, 26(4), pp.257-266.
2. Chaudhari, K. and Thakkar, A., 2019. Survey on handwriting-based personality trait identification. *Expert Systems with Applications*, 124, pp.282-308.
3. Mouly, S., Mahé, I., Champion, K., Bertin, C., Popper, P., De Noblet, D. and Bergmann, J., 2007. Graphology for the diagnosis of suicide attempts: a blind proof of principle controlled study. *International Journal of Clinical Practice*, 61(3), pp.411-415.
4. Macnicol, M., 2014. Graphology. *Res Medica*, 6(3).
5. Irshad, S., Pandey, S. and Nand, P., 2022. Identifying Big-Five Personality Traits Using Handwriting. *SSRN Electronic Journal*,.
6. K., S. and Mehtre, B., 2018. Detection of inter-frame forgeries in digital videos. *Forensic Science International*, 289, pp.186-206.
7. Datta Gupta, K., Garg, A., Bhaskar, H. and Jain, P., 2020. Behaviour Prediction using Graphology. *SSRN Electronic Journal*,.
8. Mishra, A., 2017. Forensic Graphology: Assessment of Personality. *Foresic Research & Criminology International Journal*, 4(1).
9. Bridson, G., 1982. The doctor of revolution as letter writer. *Nature*, 296(5860), pp.873-873.
10. Appleby, D., 2003. What Does Your Transcript Say About You, and What Can You Do If It Says Things You Don't Like?. *Eye on Psi Chi Magazine*, 7(2), pp.21-22.
11. Dazzi, C. and Pedrabissi, L., 2009. Graphology and Personality: An Empirical Study on Validity of Handwriting Analysis. *Psychological Reports*, 105(3_suppl), pp.1255-1268.
12. Barnett, S., 1916. In What Sense Two Persons Perceive the Same Thing. *The Philosophical Review*, 25(6), p.837.